

# NEBRASKA POST-SCHOOL OUTCOMES

*Measuring Outcomes for  
Youth with Disabilities*

## Nebraska Department of Education

REPORTING ON THE  
2020-2021 SCHOOL YEAR



January 2023

<http://transition.ne.gov>

## OVERVIEW

**Purpose** In 2006, the Nebraska Department of Education Office of Special Education began a new process for collecting post-school outcomes data on former students with disabilities. The data collected from this project will be used to improve transition services for students in Nebraska. The data will also be included in Nebraska’s State Performance Plan (SPP) to the U.S. Department of Education Office of Special Education Programs (OSEP).

**Framework** **When is data collected?**

Post-school outcomes data is collected annually on all former students with disabilities on IEPs who exited high school from July 1 to June 30 of each year. Data is collected approximately one year after high school exit, with the first post-school outcomes data being collected on students who exited high school from July 1, 2020, to June 30, 2021.

**How is data collected?**

The Nebraska Department of Education has contracted with the Bureau of Sociological Research (BOSR) at the University of Nebraska-Lincoln to contact former students and conduct surveys via mail and phone. BOSR developed reports documenting state, Educational Service Unit (ESU) and individual school district results. Attempts are made to contact and survey *all* former students on IEPs who exited by (1) graduating with a diploma, (2) completing with a certificate, (3) reaching maximum age, or (4) dropping out.

**What data is included in this Fact Book?**

Data from the most recent survey period without weighting is included although some questions include several years’ worth of data to help show possible trends.

## FACTS & FIGURES

### About the Study

Survey period	June 14, 2022 to December 6, 2022
School year surveyed	2020-2021

### About the Population

Each school district within the state was required to report the names and exit reasons of all special education students to the Office of Special Education in July of the studied school year. As part of this project, the schools were later asked to provide contact information for this same list of students.

Participating school districts	211
Students in NSSRS ("population")	2,679

### About the Survey

All survey respondents were first mailed a paper survey. Any who did not reply via mail, were called via phone to try to complete the questionnaire that way.

Total completed interviews	754
mail	267 (35.4%)
phone	303 (40.2%)
web	184 (24.4%)

### Calling Statistics

Total dials	7254
Average interview length	5 minutes 22 seconds
Total attempts to complete	Minimum: 1
	Maximum: 8
	Mean: 4.09

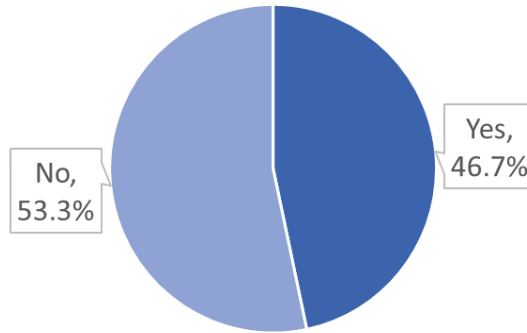
## EDUCATION FACTS

### Participant’s High School Exit Standing

*(From completed interviews)*

Received diploma	81.8%
Certificate of completion	10.2%
Aged out	1.1%
Dropped out	6.9%

### 2020 Survey Any education since high school



Those students who indicated that they were enrolled in post-secondary education were asked the following:

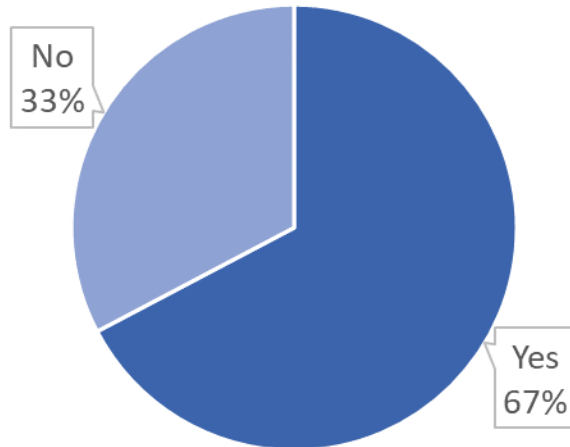
In what type of post-secondary education are you currently enrolled?

At Time of Survey

2-year college	50.9%
4-year college or university	26.3%
Vocational/Technical school	6.7%
Other	5.0%
Short-term training program	6.1%
Military	1.2%
HS completion program	3.8%
Enrolled while incarcerated	0.0%

## EMPLOYMENT FACTS

**67.3%** of participants reported being  
**Currently Employed (at the time of the survey)**



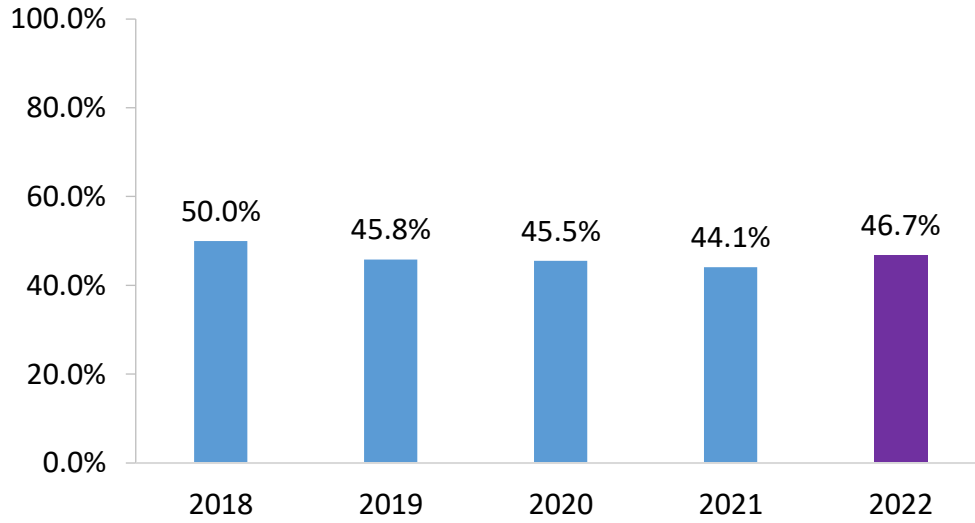
**49.3%** of those not currently employed reported being  
**Employed at Some Time Since Exiting High School**

**While 50.7%** of participants reported being  
**Never Employed Since Exiting High School**

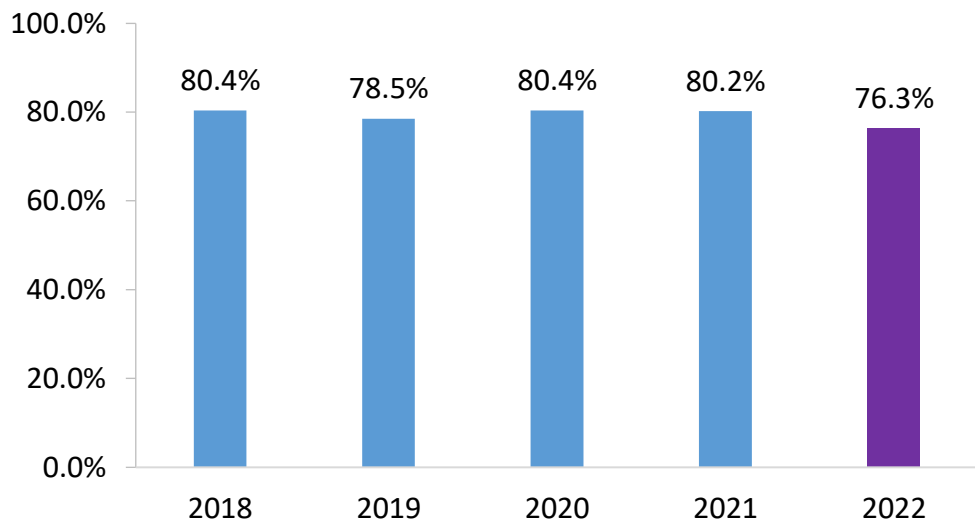
**Overall, 76.3%** of students had been  
**Employed Since Exiting High School**

## TRENDS IN TARGETS

### Post-Secondary Education Over the Past 5 Years



### Employment Over the Past 5 Years



## TARGETS MET

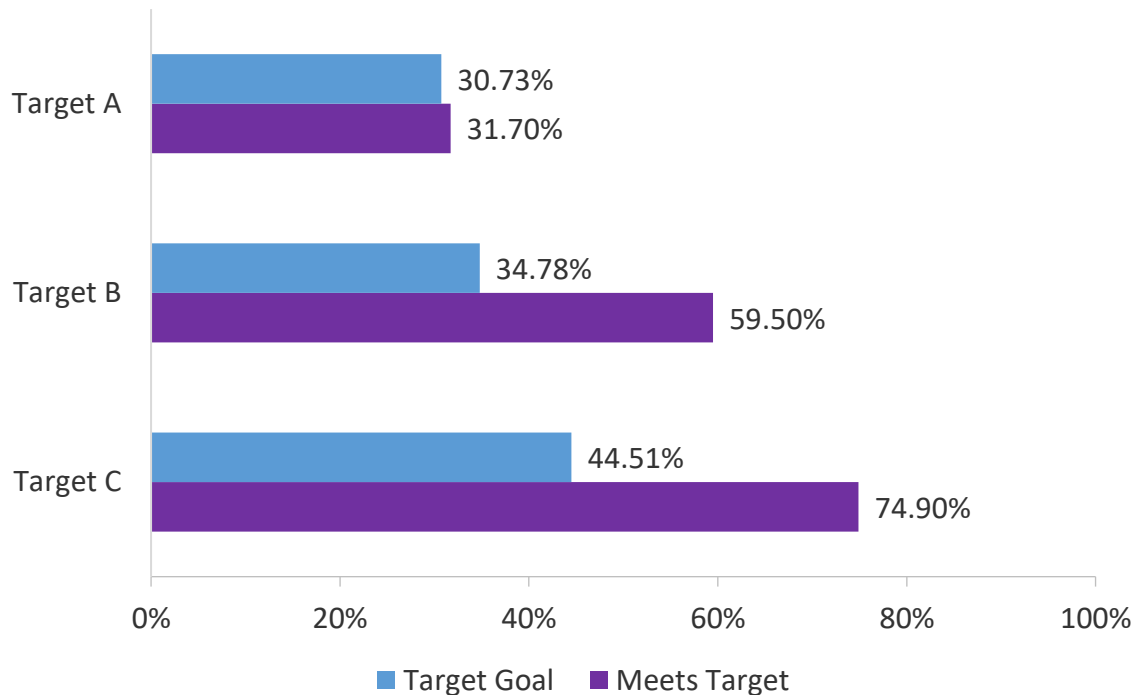
All states use the following three “targets” to report annually to OSEP. The targets are:

**Target A:** Percent enrolled in higher education within 1 year of exiting high school

**Target B:** Percent enrolled in higher education or competitively employed within 1 year of leaving high school

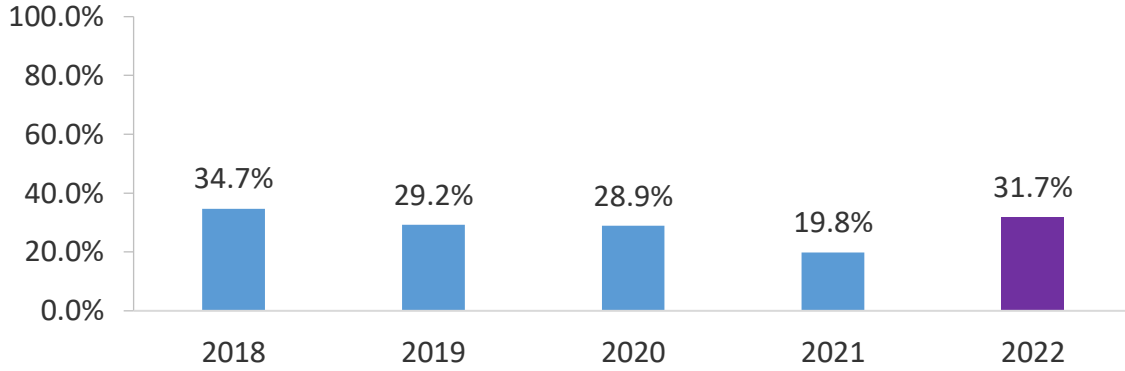
**Target C:** Percent enrolled in higher education or in some other post-secondary education or training program, or competitively employed or in some other employment within 1 year of exiting high school

Nebraska students meeting targets versus target goals are:

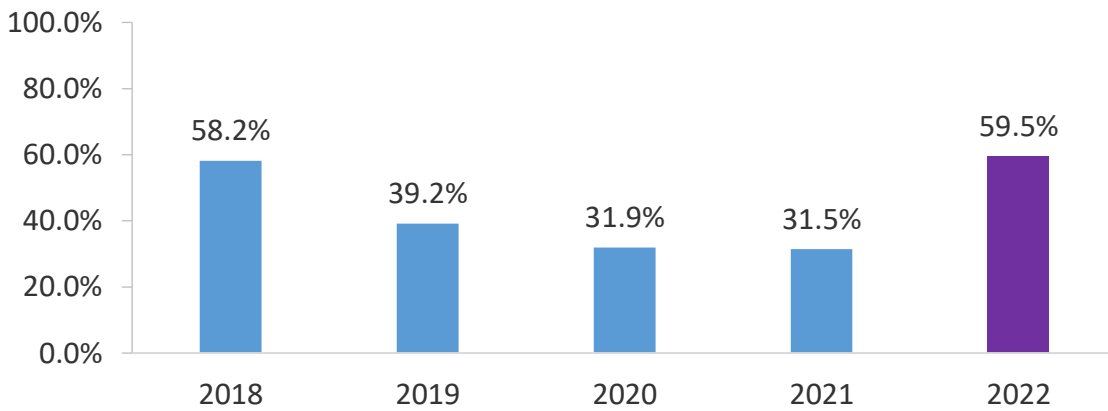


## TRENDS IN TARGETS

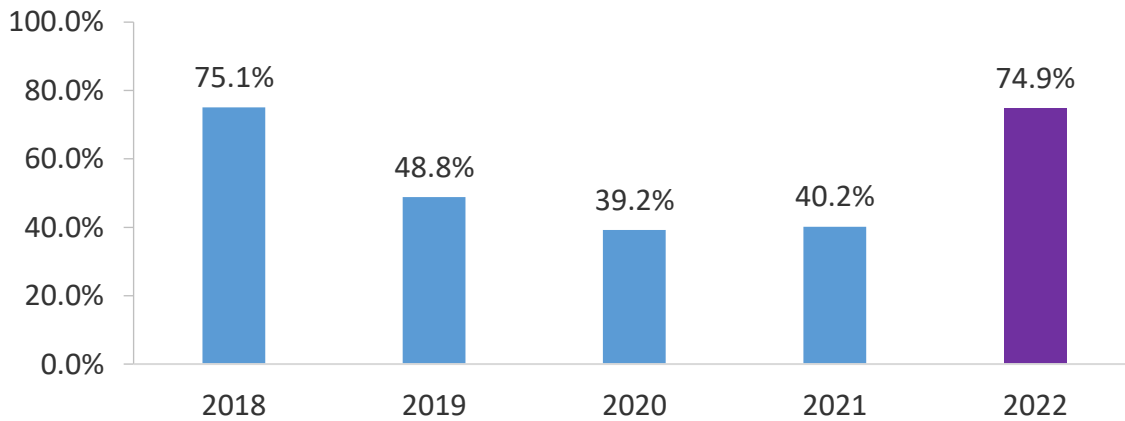
### Target A



### Target B



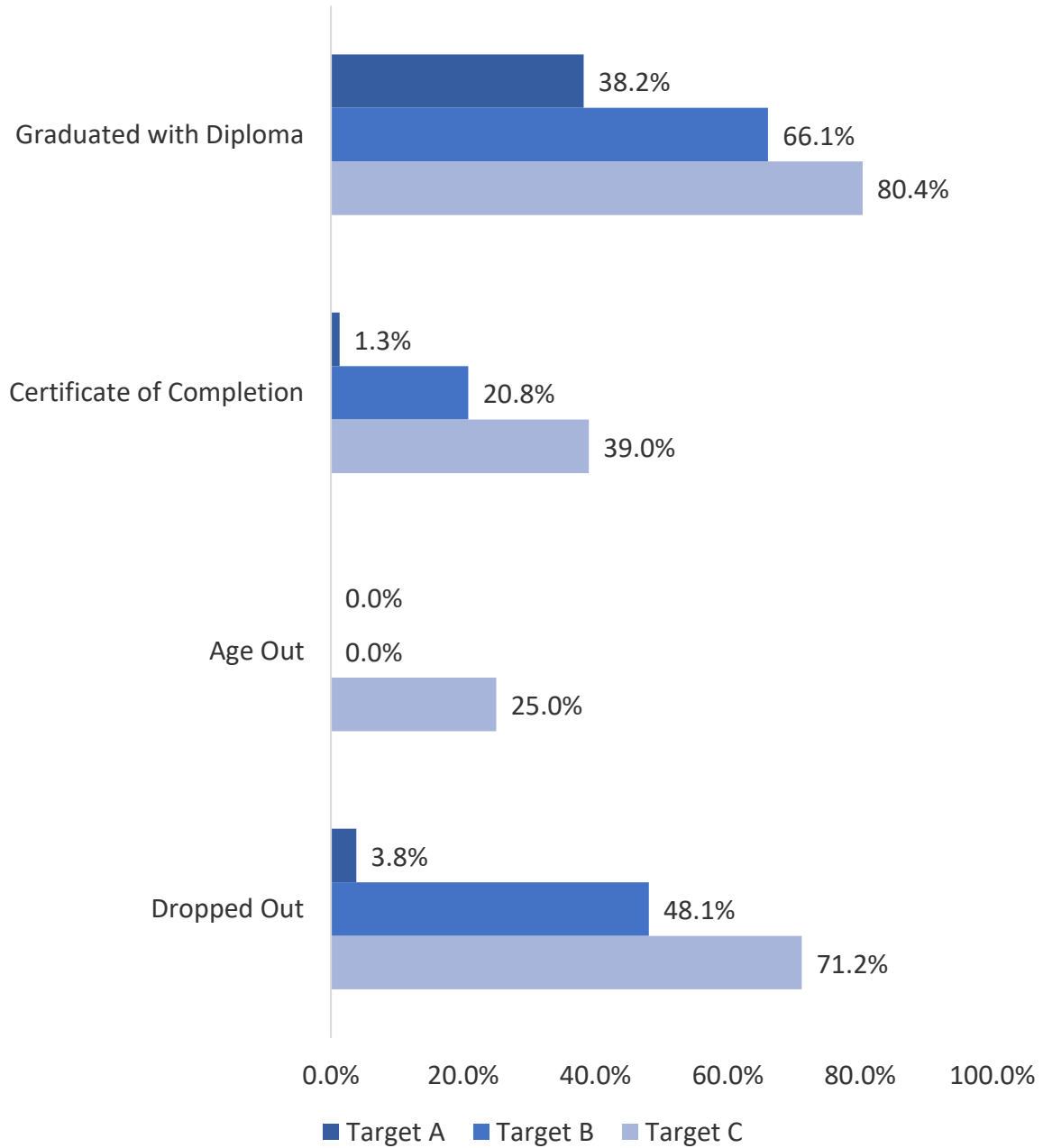
### Target C



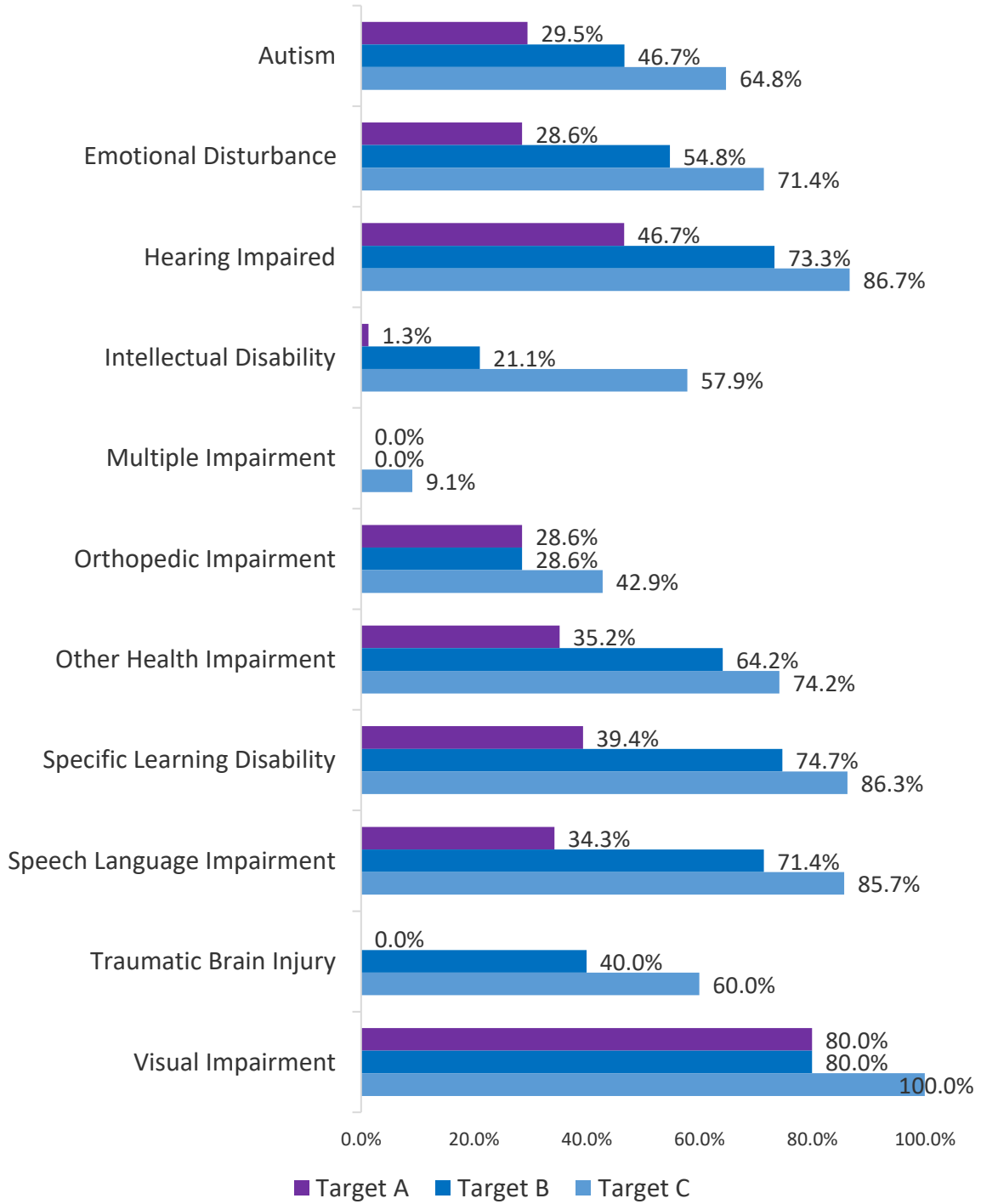


## TARGETS MET BREAKDOWN

### Combined 2020-21 Targets Met by Exit Reason



### Combined 2020-21 Targets Met by Disability



## OUTCOMES & EXPECTATIONS

Data will be reported to OSEP and will be aggregated for states to determine the effectiveness of educational programs (including transition services) in preparing students with disabilities for employment and post-secondary education after high school exit.

The ultimate purpose of Nebraska's data collection is to improve statewide services and provide feedback to school districts, which will help them improve programs and prepare students for life after school.



## Nebraska Department of Education Office of Special Education

301 Centennial Mall South  
P.O. Box 94987  
Lincoln, NE 68509-4987  
Phone: 402-471-2471 (Voice/TDD)  
Fax: 402-471-1160

<http://transition.ne.gov>

### Questions?

Please contact Robyn Gonzales at  
402-471-4341 or  
[robyn.gonzales@nebraska.gov](mailto:robyn.gonzales@nebraska.gov)

This project is funded by the  
Nebraska Department of Education  
under IDEA Part B funds Grant  
# H027A100079.

### With data collected and reported by:

**Bureau of Sociological Research**  
**University of Nebraska-Lincoln**  
907 Oldfather Hall  
P.O. Box 880325  
Lincoln, NE 68588-0325  
Phone: 402-472-3672  
Email: [bosr@unl.edu](mailto:bosr@unl.edu)



<http://bosr.unl.edu>